Schools' Resource Pack

This pack contains two activities about Worthing Pier

Resource 1 – Art

Worthing Pier, Past, Present and Future Poster

Activity

Displayed on the A4 poster are six pier scenes.

Place the art works in chronological order under the **headings Past, Present and Future.**

Look carefully at each scene. What can you see in the foreground and background? Suggest a title for each of the pieces of art work?

The actual titles for each piece can be found at the foot of this page.

Now it is your turn! **Create your own art work** to represent what the Pier looked like in the past, what it looks like today or what it might look like in the future?

The original Pier	1889 Re-opening ceremony
The Pier at Sunset	Worthing Pier and Prom
Visitors on the Pier	What the pier might look like in the future?

Worthing Pier Past, Present & Future





For more information about this project visit the W3PF "Worthing Pier Past, Present and Future" website: **http://www.worthingpier.org.uk/**

Resource 2 - Literacy

What started the great fire of 1933 that nearly destroyed Worthing Pier?

The fire that started on the 10th September 1933 and destroyed the Southern Pavilion and most of the of the old Victorian Pier. Following extensive restoration work the Pier re-opened to the public in July 1935.

Fireman and holiday makers attempted all afternoon to stop the fire spreading and rescue furniture and ornaments from the blazing Pier.

Activity:

You are a news reporter present at the scene. Write a report about The Great fire of 1933 for The Argus. Include in your report details about:

- When did this happen?
- What started the fire?
- Where did the fire start?
- Who tried to put out the fire and save the pier?
- Why was not all the pier damaged by fire?

In your report consider including interviews with eye witnesses. For example: Worthing Pier Master Reginald Payne or The Argus photographer Alan Duncan?

Worthing Pier - The great fire of 1933

Activity 1: Examine the photographs – "Every picture tells a story"

A.

What is happening in this photograph?

How soon after the fire started was this photograph taken?

Where are the photographer and the people in this photograph standing when the picture was taken?

B.



Photographs courtesy of West Sussex Library

What are the people in this photograph doing?

Do you think they are in danger of being injured?

Which part of the Pier is on fire?

Where do you think the photographer was standing when the photograph was taken?

Activity 2: Read all about it! – "Create a Timeline of events"

Daily Sketch Monday 11th September 1933

Bathers Fight Big Pier Blaze

Girls in Volunteer Pick-and-Crowbar Brigade

60-ft. FLAMES

Smoke-Cloud Visible 30 Miles Away

Five minutes after an alarm of fire had startled holiday-makers who were enjoying the sun and breeze on Worthing pier yesterday the pavilion at the seaward end was a mass of flames, which rose to a height of 60 feet. Half an hour later only the blackened skeleton remained.

Volunteers — 300 men and women, some in bathing-suits—helped the firemen by tearing up the planks of the pier with picks and crowbars.

It is thought that the outbreak was caused by the dropping of a "live" cigarette.

The flames spread rapidly along the flooring to the pavilion, inside which about fifty people were having tea. Hundreds more holiday-makers were on the pier at the time, and many anglers on the end of the staging had narrow escapes.

Not until the flames were actually licking the walls of the pavilion did the people inside realise the danger.

An urgent call was circulated to neighbouring towns, and fire brigades and reinforcements of police were sent.

One man drove a motor-car along the pier with a load of pickaxes for the volunteers who were helping, and on his return journey carried furniture from the pavilion. Other holiday-makers impounded carts and barrows to convey furniture to safety.

The firemen were handicapped by the length of the pier and the high wind. Three firemen solved the problem of tackling the outbreak by stretching a ladder from the jetty to the ironwork near the water, and hung precariously to the stanchions while they played on the flames.

The best view of the fire was obtained by passengers in the Brighton steamer Waverley, which passed near the burning pier on a cruise to Littlehampton.

"We could see vivid flames going up into the air to a great height," a London passenger told the *Daily Sketch*. "Huge volumes of smoke were coming from the fire.

"On the return trip about half an hour later the pavilion was a ruined mass of debris."

COST £30,000

Worthing pier pavilion cost £30,000 when it was erected, and it is understood that the Corporation, who own the pier, were contemplating spending another £5,000 on renovating.

The original Worthing pier was opened in 1862, and extended in 1887-89 at a cost of £12,000. In 1913 the central part was carried away in a gale. After reconstruction at a cost of £10,000 the pier was reopened in May, 1914.

Activity 3: Choose a headline for your report

Below is the front page of the Daily Sketch that was published on the 11th September 1933. What is the headline?

Create a headline for your newspaper report. Try and limit your title to no more than 7 letters.

DAILY SKETCH

No. 7,666 MONDAY, SEPTEMBER 11, 1933 ONE PENNY

THE ST. LEGER MYSTERY by GIMCRACK

WORTHING PIER ON FIRE: WONDERFUL AIR PICTURE

Activity 4: Draft and write your newspaper report Template 1

Name:		Age:		School:	

Newspaper Title	*Date*
Headline	
Column 1	*Image*

Activity 4: Draft and write your newspaper report Template 2

Name:		Age:		School:	

Newspaper Title	*Date*
Headline	
Column 1	*Column 2* *Image*